

Scaled data based on original data using
LM-79-08 Approved Method: Electrical and Photometric Measurements of Solid-
State Lighting Products

Test Report Prepared for
Cooper Lighting Solutions
(formerly Eaton)

Brand: McGRAW-EDISON

Report Number: P227310

Luminaire Tested: **ISW-AF-600-LED-E1-SLR**

Issue Date: 3/3/2020

Test Information

Test Method: LM-79-08
Report Number: P227310
TEST IS SCALED FROM IESNA LM-79-08 TEST DATA (P35948)
Test Lab: INNOVATION CENTER-P3
Issue Date: 3/3/2020
Manufacturer: COOPER LIGHTING SOLUTIONS (FORMERLY EATON)
Product Line: MCGRAW-EDISON
Catalog Number: ISW-AF-600-LED-E1-SLR
Description: IMPACT ELITE LED WEDGE LUMINAIRE
LIGHT SQUARE WITH ACCULED OPTICS-90° SPILL LIGHT ELIMINATOR RIGHT
Light Source: (16) 4000K CCT, 70 CRI LEDs
Ballast/Driver: ELECTRONIC DRIVER

Summary

Lumens per Lamp: N/A
Luminaire Lumens: 3610 lumens
Efficiency: N/A
Efficacy: 107.1 lumens/watt
Luminous Opening: Rectangular (W 0.5' x L: 0.5' x H: 0')
IES Classification: Type IV - Short - Non-Cutoff
BUG Rating: B1 - U1 - G2

Input Watts (W): 33.7
Input Voltage (V): 120
Input Current (Ain): NR
Voltage Rise (V): NR
Power Factor: NR
Total Harmonic Distortion (THDi): NR
Frequency (hertz): 60
Stabilization Time: NR
Operation Time: NR
Ambient Temperature (°C): NR
Test Distance: 25 FT

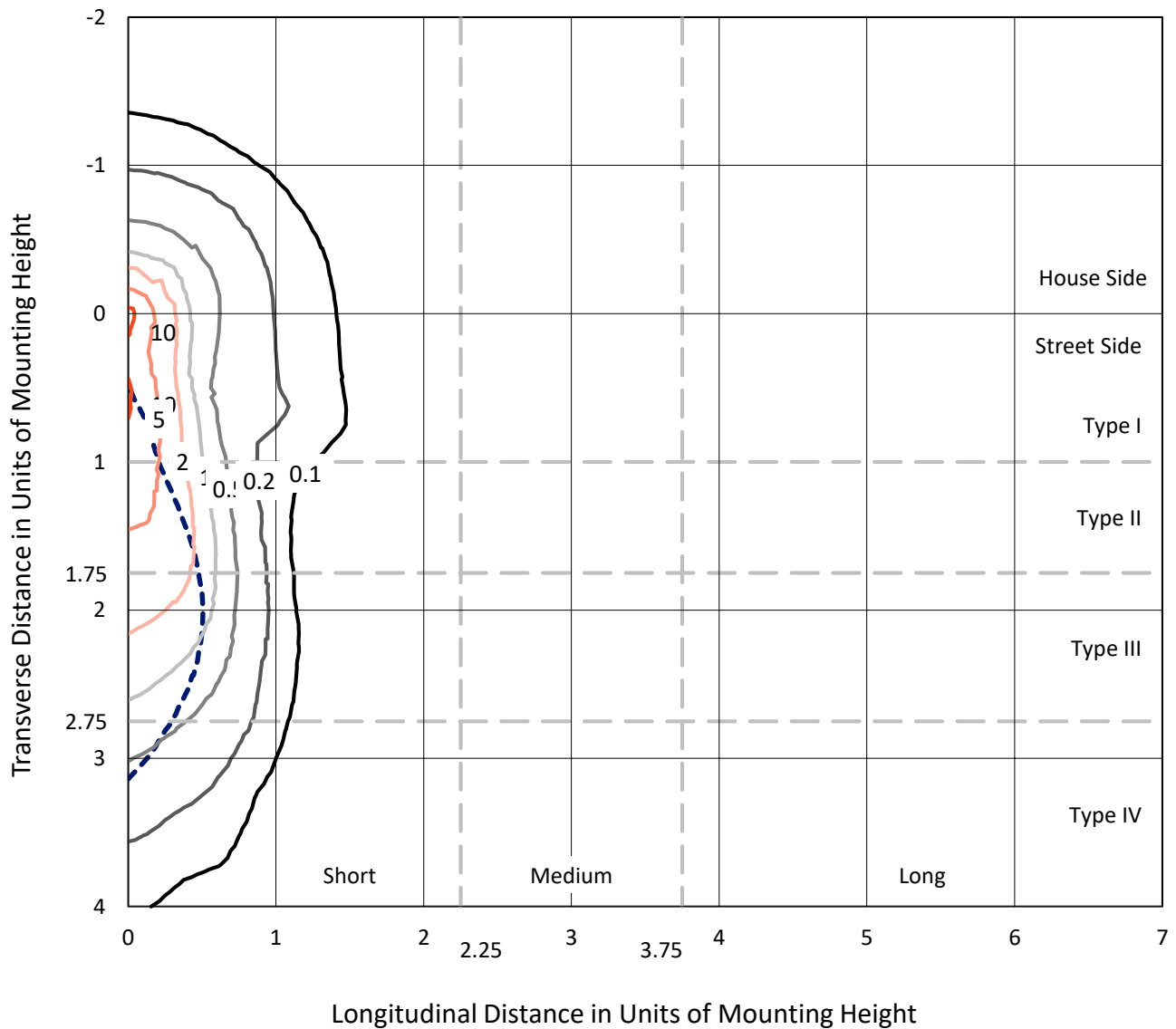


REPORT NUMBER: P227310

CATALOG NUMBER: ISW-AF-600-LED-E1-SLR

Iso-Footcandle Lines of Horizontal Illumination

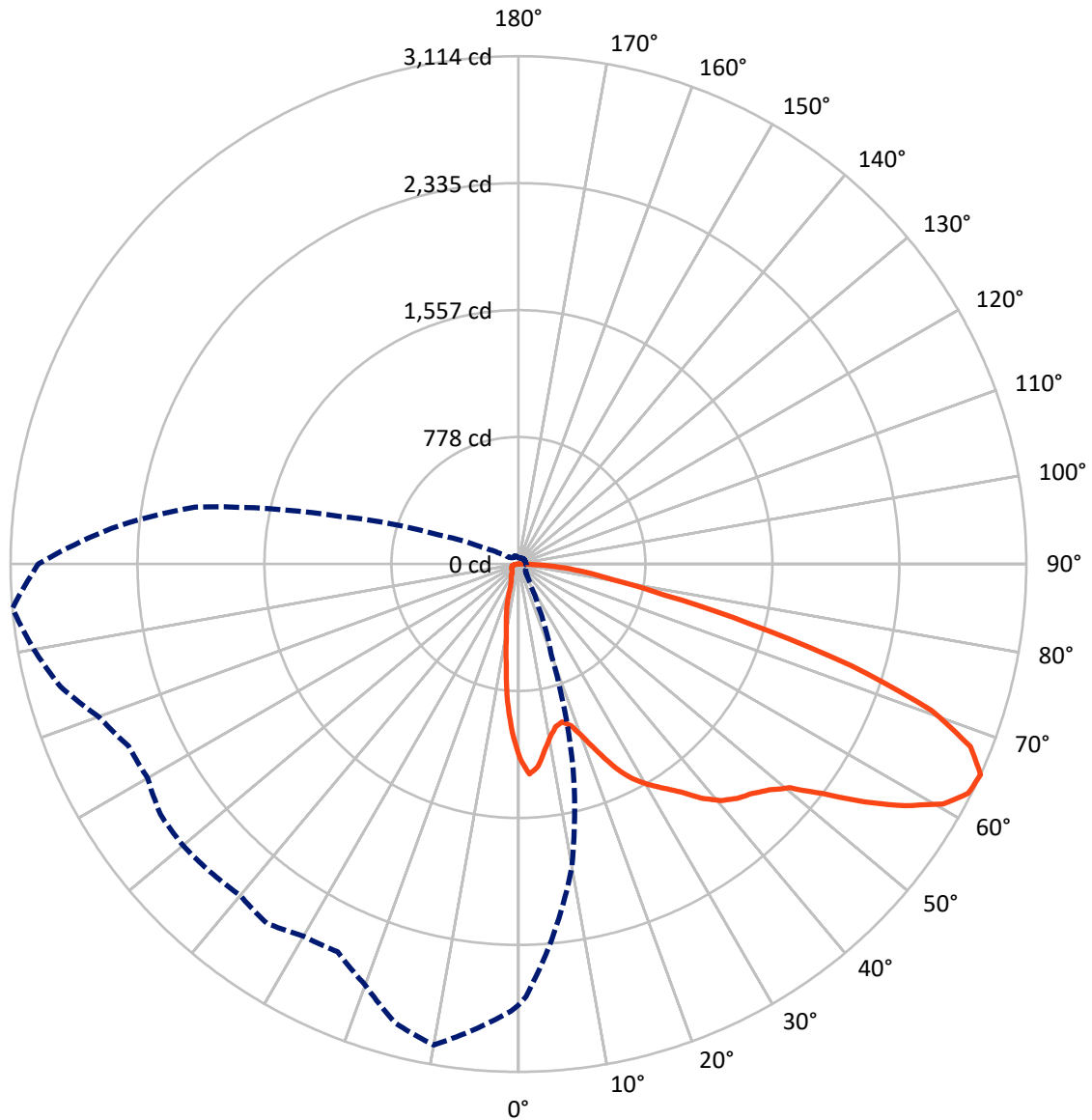
× Max cd
 - - - 1/2 Max cd



Based on 10 foot mounting height. Maximum calculated value = 11.9 fc
 Type IV - Short - Non-Cutoff

REPORT NUMBER: P227310
CATALOG NUMBER: ISW-AF-600-LED-E1-SLR

Luminous Intensity Polar Plot



— Vertical Plane Through 275-Deg Lateral - - - Horizontal Cone Through 65-Deg Vertical

REPORT NUMBER: P227310

CATALOG NUMBER: ISW-AF-600-LED-E1-SLR

FLUX DISTRIBUTION:

		Downward	Upward	Total
House Side	Lumens	619.2	0.0	619.2
	% Fixture	17.2	0.0	17.2
Street Side	Lumens	2990.6	0.1	2990.8
	% Fixture	82.8	0.0	82.8
Total	Lumens	3609.8	0.2	3610.0
	% Fixture	100.0	0.0	100.0

ZONAL LUMENS:

Zone	Lumens	% Fixture
0°-10°	88.4	2.4
10°-20°	170.0	4.7
20°-30°	242.4	6.7
30°-40°	351.7	9.7
40°-50°	503.1	13.9
50°-60°	772.4	21.4
60°-70°	894.1	24.8
70°-80°	456.1	12.6
80°-90°	131.6	3.6
90°-100°	0.2	0.0
100°-110°	0.0	0.0
110°-120°	0.0	0.0
120°-130°	0.0	0.0
130°-140°	0.0	0.0
140°-150°	0.0	0.0
150°-160°	0.0	0.0
160°-170°	0.0	0.0
170°-180°	0.0	0.0
0°-90°	3609.8	100.0
0°-180°	3610.0	100.0

Coefficient of Utilization



REPORT NUMBER: P227310

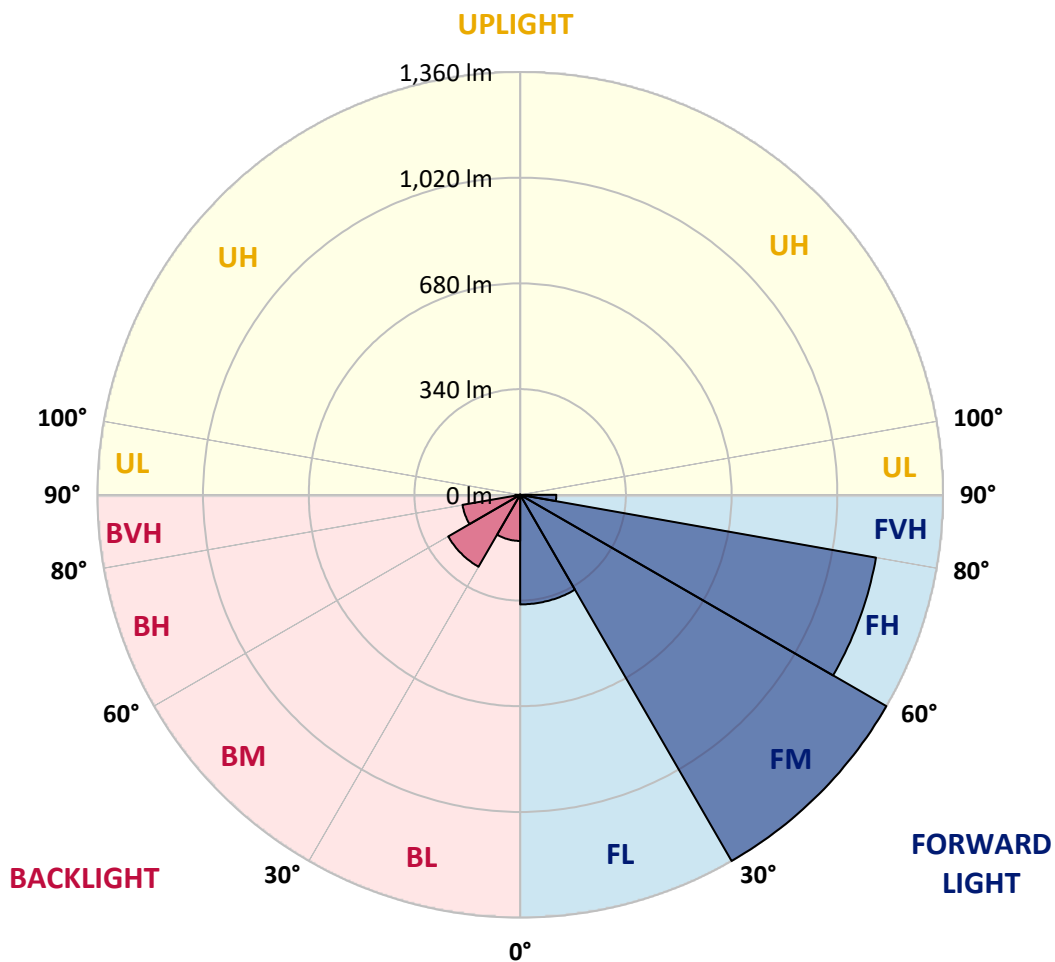
CATALOG NUMBER: ISW-AF-600-LED-E1-SLR

LUMINAIRE CLASSIFICATION SYSTEM LUMEN TABLE AND BUG RATING:

Zone		Lumens	% Fixture	Zone Rating/Lumen Limit		
				B	U	G
FL	(0°-30°)	352.6	9.8			
FM	(30°-60°)	1359.8	37.7			
FH	(60°-80°)	1161.9	32.2			G1/1800
FVH	(80°-90°)	116.3	3.2			G2/225
BL	(0°-30°)	148.2	4.1	B1/500		
BM	(30°-60°)	267.4	7.4	B1/1000		
BH	(60°-80°)	188.3	5.2	B1/500		G1/500
BVH	(80°-90°)	15.3	0.4			G1/100
UL	(90°-100°)	0.2	0.0		U1/10	
UH	(100°-180°)	0.0	0.0		U1/10	

BUG Rating: B1-U1-G2

Type IV Short





REPORT NUMBER: P227310

CATALOG NUMBER: ISW-AF-600-LED-E1-SLR

CANDELA DISTRIBUTION (FULL):

	0°	1°	5°	10°	15°	20°	25°	30°	35°	40°	45°
0°	1192.6	1192.6	1192.6	1192.6	1192.6	1192.6	1192.6	1192.6	1192.6	1192.6	1192.6
2.5°	1234.5	1227.2	1218.1	1202.3	1188.4	1168.3	1163.4	1138.5	1122.7	1126.4	1097.8
5°	1159.2	1154.9	1132.4	1097.2	1074.1	1028.6	1002.4	989.1	951.4	946.5	936.2
7.5°	1053.4	1040.8	1004.2	960.6	921.1	887.6	845.7	813.5	784.9	767.3	736.3
10°	962.9	949.6	910.1	856.6	809.3	762.5	728.4	686.5	645.8	614.2	589.3
12.5°	919.2	904.6	858.5	796.5	743.6	685.3	637.3	596.0	573.5	557.7	537.0
15°	936.2	914.9	859.7	785.5	720.0	658.0	606.9	562.6	535.8	511.6	487.2
17.5°	1004.8	978.8	915.5	826.2	735.1	654.9	582.1	531.6	489.1	452.7	419.8
20°	1122.7	1103.3	1011.6	886.4	767.9	656.7	560.8	494.5	442.9	396.7	353.0
22.5°	1260.7	1231.5	1141.6	967.8	809.9	667.7	547.4	463.6	402.2	340.2	292.9
25°	1405.2	1382.7	1263.7	1077.2	874.2	690.2	537.0	436.2	354.1	285.5	233.3
27.5°	1521.8	1501.8	1384.0	1182.2	933.1	709.6	521.9	410.1	315.9	233.3	175.5
30°	1617.3	1600.3	1476.9	1268.6	1004.8	716.3	500.6	379.7	273.4	188.3	145.2
32.5°	1724.2	1705.4	1566.2	1328.7	1037.1	710.2	476.3	351.2	239.4	166.4	124.6
35°	1841.4	1819.6	1665.9	1393.7	1063.8	689.0	455.6	330.5	223.0	151.3	110.6
37.5°	1946.0	1931.9	1755.8	1458.1	1094.1	653.7	435.6	308.0	212.1	140.3	99.6
40°	2027.4	2023.7	1855.4	1511.5	1117.9	628.2	419.2	290.4	198.0	136.1	96.0
42.5°	2093.0	2091.7	1936.9	1559.6	1123.9	605.7	406.4	274.6	185.3	125.7	97.8
45°	2156.2	2155.6	2015.8	1626.4	1128.2	606.9	396.7	264.8	174.4	119.1	92.4
47.5°	2216.3	2225.4	2098.5	1719.4	1173.1	627.6	393.1	255.7	165.8	111.8	87.5
50°	2317.2	2308.1	2229.0	1845.1	1245.4	667.7	387.0	247.9	157.9	105.1	82.7
52.5°	2508.5	2498.1	2427.8	2013.4	1324.4	709.0	379.1	236.9	148.8	97.8	77.1
55°	2742.4	2756.4	2658.5	2218.2	1431.9	743.6	370.6	222.4	136.7	89.3	73.6
57.5°	2879.7	2868.1	2756.4	2336.0	1498.2	761.3	365.1	205.3	117.8	82.0	69.9
59°	2911.9	2892.5	2740.0	2356.1	1515.8	752.8	362.1	188.9	108.1	78.4	68.0
60°	2908.9	2885.2	2713.9	2343.3	1520.7	742.5	357.2	179.2	102.7	76.5	67.4
62.5°	2846.4	2809.2	2565.7	2188.9	1452.6	690.8	337.2	156.1	95.3	74.2	63.8
65°	2704.2	2651.9	2316.6	1887.7	1296.5	588.1	291.6	147.6	97.2	72.9	61.4
67.5°	2458.7	2416.8	1996.4	1561.9	1033.4	475.1	252.2	144.0	99.6	74.2	57.7
70°	2000.0	1964.2	1557.7	1169.5	774.0	377.9	229.0	142.2	97.8	71.1	54.7
72.5°	1410.8	1348.8	1035.2	819.0	490.9	303.8	198.7	134.3	95.3	68.6	49.8
75°	858.5	870.0	658.0	596.6	309.9	208.4	156.1	113.0	84.5	61.4	44.9
77.5°	566.2	565.6	485.4	421.0	157.3	129.4	110.6	86.8	66.2	50.4	38.9
80°	383.9	388.2	352.4	287.3	87.5	77.7	72.3	63.2	48.6	38.3	32.2
82.5°	236.3	236.9	272.8	215.0	58.3	49.2	46.1	42.6	34.7	29.8	25.0
85°	82.0	83.9	95.3	151.9	39.5	32.2	32.2	29.8	26.1	20.0	16.4
87.5°	35.2	34.7	41.3	41.3	19.4	16.4	15.1	15.1	14.6	10.9	9.1
90°	2.5	1.8	1.8	2.5	3.1	4.3	3.7	4.3	4.3	3.7	2.5
92.5°	0.0	0.0	0.0	0.0	0.0	0.0	0.0	0.0	0.0	0.0	0.0
95°	0.0	0.0	0.0	0.0	0.0	0.0	0.0	0.0	0.0	0.0	0.0
97.5°	0.0	0.0	0.0	0.0	0.0	0.0	0.0	0.0	0.0	0.0	0.0
100°	0.0	0.0	0.0	0.0	0.0	0.0	0.0	0.0	0.0	0.0	0.0
102.5°	0.0	0.0	0.0	0.0	0.0	0.0	0.0	0.0	0.0	0.0	0.0
105°	0.0	0.0	0.0	0.0	0.0	0.0	0.0	0.0	0.0	0.0	0.0
107.5°	0.0	0.0	0.0	0.0	0.0	0.0	0.0	0.0	0.0	0.0	0.0



REPORT NUMBER: P227310

CATALOG NUMBER: ISW-AF-600-LED-E1-SLR

CANDELA DISTRIBUTION (continued):

	0°	1°	5°	10°	15°	20°	25°	30°	35°	40°	45°
110°	0.0	0.0	0.0	0.0	0.0	0.0	0.0	0.0	0.0	0.0	0.0
112.5°	0.0	0.0	0.0	0.0	0.0	0.0	0.0	0.0	0.0	0.0	0.0
115°	0.0	0.0	0.0	0.0	0.0	0.0	0.0	0.0	0.0	0.0	0.0
117.5°	0.0	0.0	0.0	0.0	0.0	0.0	0.0	0.0	0.0	0.0	0.0
120°	0.0	0.0	0.0	0.0	0.0	0.0	0.0	0.0	0.0	0.0	0.0
122.5°	0.0	0.0	0.0	0.0	0.0	0.0	0.0	0.0	0.0	0.0	0.0
125°	0.0	0.0	0.0	0.0	0.0	0.0	0.0	0.0	0.0	0.0	0.0
127.5°	0.0	0.0	0.0	0.0	0.0	0.0	0.0	0.0	0.0	0.0	0.0
130°	0.0	0.0	0.0	0.0	0.0	0.0	0.0	0.0	0.0	0.0	0.0
132.5°	0.0	0.0	0.0	0.0	0.0	0.0	0.0	0.0	0.0	0.0	0.0
135°	0.0	0.0	0.0	0.0	0.0	0.0	0.0	0.0	0.0	0.0	0.0
137.5°	0.0	0.0	0.0	0.0	0.0	0.0	0.0	0.0	0.0	0.0	0.0
140°	0.0	0.0	0.0	0.0	0.0	0.0	0.0	0.0	0.0	0.0	0.0
142.5°	0.0	0.0	0.0	0.0	0.0	0.0	0.0	0.0	0.0	0.0	0.0
145°	0.0	0.0	0.0	0.0	0.0	0.0	0.0	0.0	0.0	0.0	0.0
147.5°	0.0	0.0	0.0	0.0	0.0	0.0	0.0	0.0	0.0	0.0	0.0
150°	0.0	0.0	0.0	0.0	0.0	0.0	0.0	0.0	0.0	0.0	0.0
152.5°	0.0	0.0	0.0	0.0	0.0	0.0	0.0	0.0	0.0	0.0	0.0
155°	0.0	0.0	0.0	0.0	0.0	0.0	0.0	0.0	0.0	0.0	0.0
157.5°	0.0	0.0	0.0	0.0	0.0	0.0	0.0	0.0	0.0	0.0	0.0
160°	0.0	0.0	0.0	0.0	0.0	0.0	0.0	0.0	0.0	0.0	0.0
162.5°	0.0	0.0	0.0	0.0	0.0	0.0	0.0	0.0	0.0	0.0	0.0
165°	0.0	0.0	0.0	0.0	0.0	0.0	0.0	0.0	0.0	0.0	0.0
167.5°	0.0	0.0	0.0	0.0	0.0	0.0	0.0	0.0	0.0	0.0	0.0
170°	0.0	0.0	0.0	0.0	0.0	0.0	0.0	0.0	0.0	0.0	0.0
172.5°	0.0	0.0	0.0	0.0	0.0	0.0	0.0	0.0	0.0	0.0	0.0
175°	0.0	0.0	0.0	0.0	0.0	0.0	0.0	0.0	0.0	0.0	0.0
177.5°	0.0	0.0	0.0	0.0	0.0	0.0	0.0	0.0	0.0	0.0	0.0
180°	0.0	0.0	0.0	0.0	0.0	0.0	0.0	0.0	0.0	0.0	0.0



REPORT NUMBER: P227310

CATALOG NUMBER: ISW-AF-600-LED-E1-SLR

CANDELA DISTRIBUTION (continued):

	50°	55°	60°	65°	70°	75°	80°	85°	90°	95°	100°
0°	1192.6	1192.6	1192.6	1192.6	1192.6	1192.6	1192.6	1192.6	1192.6	1192.6	1192.6
2.5°	1089.3	1082.6	1063.8	1059.0	1065.0	1052.8	1049.9	1046.8	1024.3	1035.8	1022.4
5°	910.7	908.9	870.6	878.5	870.6	857.2	851.8	864.5	842.1	846.9	850.0
7.5°	699.9	692.6	667.1	650.1	639.8	630.6	619.1	600.3	614.8	611.8	634.8
10°	568.0	552.3	536.4	512.8	499.4	486.6	473.3	466.0	449.0	447.1	439.3
12.5°	520.7	498.2	478.1	457.5	443.6	418.0	396.7	383.4	372.5	355.4	342.7
15°	457.5	438.6	412.6	392.5	370.6	347.5	326.8	309.9	302.0	286.1	278.9
17.5°	393.7	365.1	333.6	313.5	283.2	259.4	242.4	231.5	219.9	210.2	201.7
20°	317.1	280.1	246.0	220.5	196.8	173.8	165.8	152.5	147.6	144.0	147.0
22.5°	241.2	203.0	167.7	148.2	135.4	129.4	122.8	120.3	118.5	117.8	119.1
25°	176.8	144.6	127.6	120.3	115.4	111.8	109.4	107.5	106.3	105.7	106.3
27.5°	136.7	119.7	111.2	106.3	102.7	100.2	99.0	97.2	96.6	96.0	96.6
30°	118.5	109.4	103.3	98.4	94.2	89.9	88.1	87.5	88.1	88.7	88.1
32.5°	103.3	96.6	89.9	85.6	82.7	80.2	80.2	79.0	79.0	80.8	81.4
35°	93.6	86.8	82.0	76.5	72.9	70.5	68.6	67.4	68.0	68.0	69.9
37.5°	85.6	80.8	76.5	71.7	68.0	65.6	64.4	63.2	62.6	62.0	62.0
40°	80.2	77.1	73.6	68.6	65.0	62.6	61.4	60.1	59.5	58.9	58.9
42.5°	80.2	74.2	71.7	67.4	63.2	60.8	58.9	57.7	56.5	56.5	56.5
45°	88.1	75.9	71.7	66.8	62.6	59.5	57.7	55.9	54.7	54.7	54.1
47.5°	85.6	85.0	72.9	66.8	63.2	59.5	57.1	55.2	54.1	53.5	52.9
50°	81.4	88.7	81.4	68.6	63.2	58.9	56.5	54.7	52.9	52.3	52.3
52.5°	79.0	82.7	84.5	71.1	63.8	58.9	55.9	54.1	52.9	51.7	51.0
55°	72.9	77.7	80.8	69.9	63.8	57.7	54.7	52.9	51.0	50.4	49.8
57.5°	66.8	70.5	77.7	69.9	62.0	57.1	53.5	51.0	49.8	49.2	48.6
59°	65.0	65.0	69.3	71.7	60.8	56.5	52.9	50.4	49.2	48.6	47.4
60°	63.2	63.2	65.6	73.6	60.1	55.9	52.3	49.8	48.0	48.0	47.4
62.5°	60.8	58.9	60.1	68.6	58.3	54.7	51.0	48.6	46.7	46.7	46.1
65°	57.7	55.2	55.2	57.1	54.7	52.3	49.8	47.4	44.9	44.9	45.5
67.5°	54.7	52.3	51.7	51.7	50.4	49.8	47.4	44.9	43.8	43.8	43.8
70°	50.4	48.6	48.0	46.7	46.7	46.1	44.4	42.6	41.3	41.9	41.3
72.5°	45.5	44.4	43.2	43.2	42.6	41.9	40.1	38.9	38.3	38.9	38.9
75°	40.7	38.9	38.9	37.6	37.6	37.0	35.2	34.7	34.1	34.7	35.2
77.5°	34.7	33.5	32.8	32.8	32.8	32.8	30.4	29.8	29.8	31.0	31.0
80°	28.5	27.9	27.3	27.3	27.3	26.7	25.5	25.0	25.0	25.5	26.1
82.5°	21.9	20.7	20.7	21.3	21.9	21.9	20.0	18.8	18.8	20.0	21.3
85°	14.6	14.6	14.6	15.1	15.1	15.8	14.6	12.8	13.4	14.0	15.8
87.5°	7.9	8.5	7.9	7.3	8.5	7.9	7.9	7.3	7.9	8.5	9.1
90°	2.5	2.5	1.8	1.2	0.6	1.2	1.2	1.8	0.6	0.6	1.2
92.5°	0.0	0.0	0.0	0.0	0.0	0.0	0.0	0.0	0.0	0.0	0.0
95°	0.0	0.0	0.0	0.0	0.0	0.0	0.0	0.0	0.0	0.0	0.0
97.5°	0.0	0.0	0.0	0.0	0.0	0.0	0.0	0.0	0.0	0.0	0.0
100°	0.0	0.0	0.0	0.0	0.0	0.0	0.0	0.0	0.0	0.0	0.0
102.5°	0.0	0.0	0.0	0.0	0.0	0.0	0.0	0.0	0.0	0.0	0.0
105°	0.0	0.0	0.0	0.0	0.0	0.0	0.0	0.0	0.0	0.0	0.0
107.5°	0.0	0.0	0.0	0.0	0.0	0.0	0.0	0.0	0.0	0.0	0.0



REPORT NUMBER: P227310

CATALOG NUMBER: ISW-AF-600-LED-E1-SLR

CANDELA DISTRIBUTION (continued):

	50°	55°	60°	65°	70°	75°	80°	85°	90°	95°	100°
110°	0.0	0.0	0.0	0.0	0.0	0.0	0.0	0.0	0.0	0.0	0.0
112.5°	0.0	0.0	0.0	0.0	0.0	0.0	0.0	0.0	0.0	0.0	0.0
115°	0.0	0.0	0.0	0.0	0.0	0.0	0.0	0.0	0.0	0.0	0.0
117.5°	0.0	0.0	0.0	0.0	0.0	0.0	0.0	0.0	0.0	0.0	0.0
120°	0.0	0.0	0.0	0.0	0.0	0.0	0.0	0.0	0.0	0.0	0.0
122.5°	0.0	0.0	0.0	0.0	0.0	0.0	0.0	0.0	0.0	0.0	0.0
125°	0.0	0.0	0.0	0.0	0.0	0.0	0.0	0.0	0.0	0.0	0.0
127.5°	0.0	0.0	0.0	0.0	0.0	0.0	0.0	0.0	0.0	0.0	0.0
130°	0.0	0.0	0.0	0.0	0.0	0.0	0.0	0.0	0.0	0.0	0.0
132.5°	0.0	0.0	0.0	0.0	0.0	0.0	0.0	0.0	0.0	0.0	0.0
135°	0.0	0.0	0.0	0.0	0.0	0.0	0.0	0.0	0.0	0.0	0.0
137.5°	0.0	0.0	0.0	0.0	0.0	0.0	0.0	0.0	0.0	0.0	0.0
140°	0.0	0.0	0.0	0.0	0.0	0.0	0.0	0.0	0.0	0.0	0.0
142.5°	0.0	0.0	0.0	0.0	0.0	0.0	0.0	0.0	0.0	0.0	0.0
145°	0.0	0.0	0.0	0.0	0.0	0.0	0.0	0.0	0.0	0.0	0.0
147.5°	0.0	0.0	0.0	0.0	0.0	0.0	0.0	0.0	0.0	0.0	0.0
150°	0.0	0.0	0.0	0.0	0.0	0.0	0.0	0.0	0.0	0.0	0.0
152.5°	0.0	0.0	0.0	0.0	0.0	0.0	0.0	0.0	0.0	0.0	0.0
155°	0.0	0.0	0.0	0.0	0.0	0.0	0.0	0.0	0.0	0.0	0.0
157.5°	0.0	0.0	0.0	0.0	0.0	0.0	0.0	0.0	0.0	0.0	0.0
160°	0.0	0.0	0.0	0.0	0.0	0.0	0.0	0.0	0.0	0.0	0.0
162.5°	0.0	0.0	0.0	0.0	0.0	0.0	0.0	0.0	0.0	0.0	0.0
165°	0.0	0.0	0.0	0.0	0.0	0.0	0.0	0.0	0.0	0.0	0.0
167.5°	0.0	0.0	0.0	0.0	0.0	0.0	0.0	0.0	0.0	0.0	0.0
170°	0.0	0.0	0.0	0.0	0.0	0.0	0.0	0.0	0.0	0.0	0.0
172.5°	0.0	0.0	0.0	0.0	0.0	0.0	0.0	0.0	0.0	0.0	0.0
175°	0.0	0.0	0.0	0.0	0.0	0.0	0.0	0.0	0.0	0.0	0.0
177.5°	0.0	0.0	0.0	0.0	0.0	0.0	0.0	0.0	0.0	0.0	0.0
180°	0.0	0.0	0.0	0.0	0.0	0.0	0.0	0.0	0.0	0.0	0.0



REPORT NUMBER: P227310

CATALOG NUMBER: ISW-AF-600-LED-E1-SLR

CANDELA DISTRIBUTION (continued):

	105°	110°	115°	120°	125°	130°	135°	140°	145°	150°	155°
0°	1192.6	1192.6	1192.6	1192.6	1192.6	1192.6	1192.6	1192.6	1192.6	1192.6	1192.6
2.5°	1034.6	1024.3	1018.9	1040.1	1038.3	1020.1	1020.1	1032.8	1033.4	1022.4	1035.2
5°	853.6	843.2	852.9	844.4	849.4	848.7	856.0	842.6	848.1	843.2	831.8
7.5°	633.1	653.7	664.6	650.7	668.3	677.4	664.6	677.4	657.3	641.0	656.7
10°	435.6	458.7	454.4	476.9	485.4	490.3	499.4	487.8	473.8	469.6	458.1
12.5°	337.8	333.0	331.1	340.2	345.7	337.8	344.4	337.2	329.9	317.1	316.5
15°	264.2	256.4	250.9	240.6	236.9	238.8	241.8	241.8	227.2	227.8	233.3
17.5°	200.5	198.7	194.5	185.9	180.4	182.3	181.7	178.6	176.8	178.0	184.6
20°	150.7	148.8	151.3	153.7	151.9	152.5	150.1	147.0	145.8	147.0	148.2
22.5°	119.1	121.5	124.6	128.2	128.8	131.9	131.2	131.9	129.4	128.2	125.1
25°	108.7	110.0	108.1	108.7	108.7	111.8	111.2	111.2	108.7	108.1	108.7
27.5°	96.0	95.3	95.3	96.6	96.6	98.4	99.6	98.4	96.0	95.3	96.0
30°	88.7	88.1	87.5	88.1	87.5	88.1	89.3	89.3	88.1	86.2	86.8
32.5°	81.4	81.4	80.8	81.4	80.8	80.8	82.0	80.2	80.2	79.6	79.6
35°	71.7	72.9	74.2	74.8	74.8	74.8	75.9	74.2	73.6	72.9	72.9
37.5°	62.0	63.2	66.8	68.6	69.3	70.5	71.1	69.9	68.6	67.4	66.2
40°	58.9	58.9	60.1	62.6	65.0	65.6	66.8	65.0	64.4	62.6	60.8
42.5°	56.5	57.1	57.1	57.7	58.3	59.5	61.4	59.5	58.3	57.1	55.2
45°	54.7	54.7	54.7	54.7	54.1	54.1	54.7	53.5	52.9	52.3	52.3
47.5°	53.5	52.9	52.3	51.7	51.0	50.4	50.4	49.2	49.2	49.2	49.2
50°	52.3	51.0	50.4	49.8	48.6	48.6	48.6	47.4	46.7	46.7	47.4
52.5°	50.4	49.8	49.2	48.6	48.0	47.4	47.4	46.1	45.5	45.5	45.5
55°	49.8	49.2	48.0	47.4	46.7	47.4	46.7	46.1	44.9	44.9	44.9
57.5°	48.0	48.6	48.0	46.7	46.7	46.7	46.7	45.5	44.9	43.8	44.4
59°	47.4	48.0	47.4	46.7	46.1	46.7	46.7	44.9	44.4	43.8	43.8
60°	46.7	47.4	46.7	46.1	46.1	46.7	46.1	45.5	44.4	42.6	43.2
62.5°	46.1	46.1	45.5	45.5	44.9	45.5	44.9	43.8	42.6	41.3	40.7
65°	44.9	44.9	44.4	44.4	43.8	43.8	43.8	42.6	41.3	40.1	40.1
67.5°	44.4	43.8	43.2	43.2	42.6	42.6	42.6	41.3	39.5	38.9	38.3
70°	41.9	41.3	41.3	40.7	40.1	40.7	41.3	39.5	37.6	36.4	35.8
72.5°	39.5	38.9	38.9	38.3	38.3	38.9	39.5	37.6	35.2	34.1	33.5
75°	35.8	35.2	35.2	35.2	35.2	36.4	36.4	34.7	32.8	31.0	29.8
77.5°	31.0	31.6	31.6	31.6	31.6	32.8	32.8	31.6	29.8	28.5	26.7
80°	26.7	26.7	27.3	27.3	27.9	27.9	27.3	26.7	26.1	25.0	22.5
82.5°	22.5	22.5	22.5	22.5	22.5	21.9	20.7	21.9	21.9	20.7	18.8
85°	17.6	17.6	17.6	18.2	18.2	16.4	14.6	14.6	16.4	15.8	14.6
87.5°	10.3	10.3	10.9	12.8	11.6	10.9	9.1	9.7	9.1	10.3	8.5
90°	2.5	1.8	1.8	0.6	1.2	0.0	0.0	0.0	0.0	0.0	0.0
92.5°	0.0	0.0	0.0	0.0	0.0	0.0	0.0	0.0	0.0	0.0	0.0
95°	0.0	0.0	0.0	0.0	0.0	0.0	0.0	0.0	0.0	0.0	0.0
97.5°	0.0	0.0	0.0	0.0	0.0	0.0	0.0	0.0	0.0	0.0	0.0
100°	0.0	0.0	0.0	0.0	0.0	0.0	0.0	0.0	0.0	0.0	0.0
102.5°	0.0	0.0	0.0	0.0	0.0	0.0	0.0	0.0	0.0	0.0	0.0
105°	0.0	0.0	0.0	0.0	0.0	0.0	0.0	0.0	0.0	0.0	0.0
107.5°	0.0	0.0	0.0	0.0	0.0	0.0	0.0	0.0	0.0	0.0	0.0



REPORT NUMBER: P227310
 CATALOG NUMBER: ISW-AF-600-LED-E1-SLR

REPORT N
 CATALOG

CANDELA DISTRIBUTION (continued):

CANDELA

	105°	110°	115°	120°	125°	130°	135°	140°	145°	150°	155°	
110°	0.0	0.0	0.0	0.0	0.0	0.0	0.0	0.0	0.0	0.0	0.0	0°
112.5°	0.0	0.0	0.0	0.0	0.0	0.0	0.0	0.0	0.0	0.0	0.0	2.5°
115°	0.0	0.0	0.0	0.0	0.0	0.0	0.0	0.0	0.0	0.0	0.0	5°
117.5°	0.0	0.0	0.0	0.0	0.0	0.0	0.0	0.0	0.0	0.0	0.0	7.5°
120°	0.0	0.0	0.0	0.0	0.0	0.0	0.0	0.0	0.0	0.0	0.0	10°
122.5°	0.0	0.0	0.0	0.0	0.0	0.0	0.0	0.0	0.0	0.0	0.0	12.5°
125°	0.0	0.0	0.0	0.0	0.0	0.0	0.0	0.0	0.0	0.0	0.0	15°
127.5°	0.0	0.0	0.0	0.0	0.0	0.0	0.0	0.0	0.0	0.0	0.0	17.5°
130°	0.0	0.0	0.0	0.0	0.0	0.0	0.0	0.0	0.0	0.0	0.0	20°
132.5°	0.0	0.0	0.0	0.0	0.0	0.0	0.0	0.0	0.0	0.0	0.0	22.5°
135°	0.0	0.0	0.0	0.0	0.0	0.0	0.0	0.0	0.0	0.0	0.0	25°
137.5°	0.0	0.0	0.0	0.0	0.0	0.0	0.0	0.0	0.0	0.0	0.0	27.5°
140°	0.0	0.0	0.0	0.0	0.0	0.0	0.0	0.0	0.0	0.0	0.0	30°
142.5°	0.0	0.0	0.0	0.0	0.0	0.0	0.0	0.0	0.0	0.0	0.0	32.5°
145°	0.0	0.0	0.0	0.0	0.0	0.0	0.0	0.0	0.0	0.0	0.0	35°
147.5°	0.0	0.0	0.0	0.0	0.0	0.0	0.0	0.0	0.0	0.0	0.0	37.5°
150°	0.0	0.0	0.0	0.0	0.0	0.0	0.0	0.0	0.0	0.0	0.0	40°
152.5°	0.0	0.0	0.0	0.0	0.0	0.0	0.0	0.0	0.0	0.0	0.0	42.5°
155°	0.0	0.0	0.0	0.0	0.0	0.0	0.0	0.0	0.0	0.0	0.0	45°
157.5°	0.0	0.0	0.0	0.0	0.0	0.0	0.0	0.0	0.0	0.0	0.0	47.5°
160°	0.0	0.0	0.0	0.0	0.0	0.0	0.0	0.0	0.0	0.0	0.0	50°
162.5°	0.0	0.0	0.0	0.0	0.0	0.0	0.0	0.0	0.0	0.0	0.0	52.5°
165°	0.0	0.0	0.0	0.0	0.0	0.0	0.0	0.0	0.0	0.0	0.0	55°
167.5°	0.0	0.0	0.0	0.0	0.0	0.0	0.0	0.0	0.0	0.0	0.0	57.5°
170°	0.0	0.0	0.0	0.0	0.0	0.0	0.0	0.0	0.0	0.0	0.0	59°
172.5°	0.0	0.0	0.0	0.0	0.0	0.0	0.0	0.0	0.0	0.0	0.0	60°
175°	0.0	0.0	0.0	0.0	0.0	0.0	0.0	0.0	0.0	0.0	0.0	62.5°
177.5°	0.0	0.0	0.0	0.0	0.0	0.0	0.0	0.0	0.0	0.0	0.0	65°
180°	0.0	0.0	0.0	0.0	0.0	0.0	0.0	0.0	0.0	0.0	0.0	67.5°
												70°
												72.5°
												75°
												77.5°
												80°
												82.5°
												85°
												87.5°
												90°
												92.5°
												95°
												97.5°
												100°
												102.5°
												105°
												107.5°

'227310
 ISW-AF-600-LED-E1-SLR

REPORT NUMBER: P227310
 CATALOG NUMBER: ISW-AF-600-LED-E1-SLR

TION (continued):

CANDELA DISTRIBUTION (con

165°	170°	175°	180°	185°	190°	195°	200°	205°	210°		215°	220°
0.0	0.0	0.0	0.0	0.0	0.0	0.0	0.0	0.0	0.0	0°	1192.6	1192.6
0.0	0.0	0.0	0.0	0.0	0.0	0.0	0.0	0.0	0.0	2.5°	1116.0	1121.6
0.0	0.0	0.0	0.0	0.0	0.0	0.0	0.0	0.0	0.0	5°	901.6	922.8
0.0	0.0	0.0	0.0	0.0	0.0	0.0	0.0	0.0	0.0	7.5°	681.7	710.2
0.0	0.0	0.0	0.0	0.0	0.0	0.0	0.0	0.0	0.0	10°	546.2	565.6
0.0	0.0	0.0	0.0	0.0	0.0	0.0	0.0	0.0	0.0	12.5°	479.4	507.3
0.0	0.0	0.0	0.0	0.0	0.0	0.0	0.0	0.0	0.0	15°	411.3	441.7
0.0	0.0	0.0	0.0	0.0	0.0	0.0	0.0	0.0	0.0	17.5°	337.2	374.2
0.0	0.0	0.0	0.0	0.0	0.0	0.0	0.0	0.0	0.0	20°	257.6	294.1
0.0	0.0	0.0	0.0	0.0	0.0	0.0	0.0	0.0	0.0	22.5°	181.1	212.1
0.0	0.0	0.0	0.0	0.0	0.0	0.0	0.0	0.0	0.0	25°	131.9	145.8
0.0	0.0	0.0	0.0	0.0	0.0	0.0	0.0	0.0	0.0	27.5°	117.2	122.8
0.0	0.0	0.0	0.0	0.0	0.0	0.0	0.0	0.0	0.0	30°	110.0	113.6
0.0	0.0	0.0	0.0	0.0	0.0	0.0	0.0	0.0	0.0	32.5°	99.0	102.7
0.0	0.0	0.0	0.0	0.0	0.0	0.0	0.0	0.0	0.0	35°	86.8	91.8
0.0	0.0	0.0	0.0	0.0	0.0	0.0	0.0	0.0	0.0	37.5°	80.8	84.5
0.0	0.0	0.0	0.0	0.0	0.0	0.0	0.0	0.0	0.0	40°	77.1	77.7
0.0	0.0	0.0	0.0	0.0	0.0	0.0	0.0	0.0	0.0	42.5°	74.2	74.2
0.0	0.0	0.0	0.0	0.0	0.0	0.0	0.0	0.0	0.0	45°	72.3	74.2
0.0	0.0	0.0	0.0	0.0	0.0	0.0	0.0	0.0	0.0	47.5°	73.6	81.4
0.0	0.0	0.0	0.0	0.0	0.0	0.0	0.0	0.0	0.0	50°	82.7	80.2
0.0	0.0	0.0	0.0	0.0	0.0	0.0	0.0	0.0	0.0	52.5°	84.5	75.3
0.0	0.0	0.0	0.0	0.0	0.0	0.0	0.0	0.0	0.0	55°	77.1	72.3
0.0	0.0	0.0	0.0	0.0	0.0	0.0	0.0	0.0	0.0	57.5°	69.3	63.2
0.0	0.0	0.0	0.0	0.0	0.0	0.0	0.0	0.0	0.0	59°	62.0	58.3
0.0	0.0	0.0	0.0	0.0	0.0	0.0	0.0	0.0	0.0	60°	57.7	56.5
0.0	0.0	0.0	0.0	0.0	0.0	0.0	0.0	0.0	0.0	62.5°	52.9	54.1
0.0	0.0	0.0	0.0	0.0	0.0	0.0	0.0	0.0	0.0	65°	49.2	51.7
0.0	0.0	0.0	0.0	0.0	0.0	0.0	0.0	0.0	0.0	67.5°	47.4	49.2
										70°	44.4	45.5
										72.5°	41.3	41.9
										75°	37.0	37.6
										77.5°	32.8	32.8
										80°	26.7	26.7
										82.5°	20.7	20.0
										85°	13.4	12.8
										87.5°	6.0	4.9
										90°	0.0	0.0
										92.5°	0.0	0.0
										95°	0.0	0.0
										97.5°	0.0	0.0
										100°	0.0	0.0
										102.5°	0.0	0.0
										105°	0.0	0.0
										107.5°	0.0	0.0



REPORT NUMBER: P227310
 CATALOG NUMBER: ISW-AF-600-LED-E1-SLR

-SLR

CANDELA DISTRIBUTION (continued):

230°	235°	240°	245°	250°	255°	260°	265°		270°	275°	280°	285°
0.0	0.0	0.0	0.0	0.0	0.0	0.0	0.0	0°	1192.6	1192.6	1192.6	1192.6
0.0	0.0	0.0	0.0	0.0	0.0	0.0	0.0	2.5°	1276.4	1289.2	1300.2	1308.7
0.0	0.0	0.0	0.0	0.0	0.0	0.0	0.0	5°	1218.7	1248.5	1284.3	1314.7
0.0	0.0	0.0	0.0	0.0	0.0	0.0	0.0	7.5°	1116.0	1153.7	1212.0	1247.9
0.0	0.0	0.0	0.0	0.0	0.0	0.0	0.0	10°	1018.9	1074.1	1137.9	1189.6
0.0	0.0	0.0	0.0	0.0	0.0	0.0	0.0	12.5°	952.6	1021.3	1082.0	1139.8
0.0	0.0	0.0	0.0	0.0	0.0	0.0	0.0	15°	934.4	1004.2	1059.0	1111.8
0.0	0.0	0.0	0.0	0.0	0.0	0.0	0.0	17.5°	970.9	1040.8	1087.5	1119.7
0.0	0.0	0.0	0.0	0.0	0.0	0.0	0.0	20°	1056.5	1131.3	1161.0	1158.6
0.0	0.0	0.0	0.0	0.0	0.0	0.0	0.0	22.5°	1173.7	1252.1	1252.1	1227.8
0.0	0.0	0.0	0.0	0.0	0.0	0.0	0.0	25°	1328.7	1385.2	1354.2	1308.0
0.0	0.0	0.0	0.0	0.0	0.0	0.0	0.0	27.5°	1438.7	1491.5	1437.5	1361.4
0.0	0.0	0.0	0.0	0.0	0.0	0.0	0.0	30°	1529.8	1568.7	1500.1	1408.3
0.0	0.0	0.0	0.0	0.0	0.0	0.0	0.0	32.5°	1610.0	1638.6	1548.0	1457.5
0.0	0.0	0.0	0.0	0.0	0.0	0.0	0.0	35°	1706.0	1716.3	1597.8	1501.2
0.0	0.0	0.0	0.0	0.0	0.0	0.0	0.0	37.5°	1812.3	1820.8	1669.6	1549.3
0.0	0.0	0.0	0.0	0.0	0.0	0.0	0.0	40°	1937.5	1907.1	1722.3	1593.6
0.0	0.0	0.0	0.0	0.0	0.0	0.0	0.0	42.5°	2014.6	1964.8	1760.6	1616.7
0.0	0.0	0.0	0.0	0.0	0.0	0.0	0.0	45°	2075.4	2007.3	1778.3	1630.1
0.0	0.0	0.0	0.0	0.0	0.0	0.0	0.0	47.5°	2150.0	2069.8	1809.3	1654.3
0.0	0.0	0.0	0.0	0.0	0.0	0.0	0.0	50°	2248.5	2156.8	1887.7	1723.0
0.0	0.0	0.0	0.0	0.0	0.0	0.0	0.0	52.5°	2450.2	2336.6	2028.6	1842.6
0.0	0.0	0.0	0.0	0.0	0.0	0.0	0.0	55°	2682.3	2574.8	2254.0	2040.1
0.0	0.0	0.0	0.0	0.0	0.0	0.0	0.0	57.5°	2868.1	2795.9	2455.1	2218.8
0.0	0.0	0.0	0.0	0.0	0.0	0.0	0.0	59°	2936.8	2905.9	2597.3	2370.0
0.0	0.0	0.0	0.0	0.0	0.0	0.0	0.0	60°	2962.4	2989.1	2672.6	2462.3
0.0	0.0	0.0	0.0	0.0	0.0	0.0	0.0	62.5°	2980.0	3096.1	2917.4	2738.1
0.0	0.0	0.0	0.0	0.0	0.0	0.0	0.0	65°	2943.5	3113.7	3016.5	2906.5
0.0	0.0	0.0	0.0	0.0	0.0	0.0	0.0	67.5°	2785.0	2988.4	2969.6	2873.1
								70°	2460.5	2687.2	2752.8	2615.5
								72.5°	1851.1	2132.4	2490.3	2275.2
								75°	1206.0	1466.0	2126.4	1949.0
								77.5°	755.1	914.9	1517.0	1365.1
								80°	502.5	588.1	962.9	876.7
								82.5°	377.9	416.8	662.3	622.8
								85°	199.3	254.0	515.2	653.2
								87.5°	74.8	83.3	387.6	583.8
								90°	0.0	0.0	0.6	0.0
								92.5°	0.0	0.0	0.0	0.0
								95°	0.0	0.0	0.0	0.0
								97.5°	0.0	0.0	0.0	0.0
								100°	0.0	0.0	0.0	0.0
								102.5°	0.0	0.0	0.0	0.0
								105°	0.0	0.0	0.0	0.0
								107.5°	0.0	0.0	0.0	0.0



REPORT NUMBER: P227310

CATALOG NUMBER: ISW-AF-600-LED-E1-SLR

CANDELA DISTRIBUTION (continued):

290°	295°	300°	305°	310°	315°	320°		270°	275°	280°	285°	290°
1192.6	1192.6	1192.6	1192.6	1192.6	1192.6	1192.6	110°	0.0	0.0	0.0	0.0	0.0
1315.9	1326.9	1333.5	1328.7	1336.6	1338.4	1329.9	112.5°	0.0	0.0	0.0	0.0	0.0
1340.3	1370.7	1392.4	1407.7	1413.7	1419.2	1416.8	115°	0.0	0.0	0.0	0.0	0.0
1295.3	1342.0	1382.7	1410.8	1420.5	1427.7	1421.1	117.5°	0.0	0.0	0.0	0.0	0.0
1245.4	1294.0	1332.3	1360.3	1359.7	1367.0	1354.2	120°	0.0	0.0	0.0	0.0	0.0
1198.7	1246.1	1280.1	1278.9	1270.4	1249.1	1245.4	122.5°	0.0	0.0	0.0	0.0	0.0
1161.7	1186.5	1195.0	1193.2	1168.9	1156.8	1154.9	125°	0.0	0.0	0.0	0.0	0.0
1143.4	1142.1	1122.7	1101.5	1078.4	1077.2	1061.4	127.5°	0.0	0.0	0.0	0.0	0.0
1146.4	1106.9	1071.1	1034.6	1009.8	1004.2	1006.1	130°	0.0	0.0	0.0	0.0	0.0
1184.7	1114.8	1047.4	1010.4	981.2	972.6	976.3	132.5°	0.0	0.0	0.0	0.0	0.0
1232.7	1139.2	1055.3	998.8	975.1	964.7	966.6	135°	0.0	0.0	0.0	0.0	0.0
1264.9	1167.1	1081.5	1011.6	979.4	969.7	975.7	137.5°	0.0	0.0	0.0	0.0	0.0
1306.2	1205.3	1116.7	1044.3	996.4	983.6	987.9	140°	0.0	0.0	0.0	0.0	0.0
1346.9	1246.7	1166.5	1084.4	1026.1	1002.4	1009.1	142.5°	0.0	0.0	0.0	0.0	0.0
1390.7	1294.6	1213.8	1139.2	1070.5	1033.4	1042.0	145°	0.0	0.0	0.0	0.0	0.0
1441.6	1350.6	1281.3	1212.6	1142.1	1111.2	1114.8	147.5°	0.0	0.0	0.0	0.0	0.0
1490.8	1405.2	1360.9	1309.9	1268.6	1221.2	1221.2	150°	0.0	0.0	0.0	0.0	0.0
1520.1	1476.3	1464.1	1449.6	1425.3	1391.2	1384.0	152.5°	0.0	0.0	0.0	0.0	0.0
1555.9	1560.7	1588.7	1617.9	1625.2	1591.7	1581.4	155°	0.0	0.0	0.0	0.0	0.0
1623.3	1674.4	1766.1	1845.7	1861.5	1888.9	1857.3	157.5°	0.0	0.0	0.0	0.0	0.0
1718.1	1812.3	1967.2	2097.3	2134.3	2136.7	2139.1	160°	0.0	0.0	0.0	0.0	0.0
1826.3	1961.1	2165.9	2320.8	2387.1	2404.7	2391.9	162.5°	0.0	0.0	0.0	0.0	0.0
2011.5	2133.7	2357.9	2524.9	2610.0	2651.3	2640.3	165°	0.0	0.0	0.0	0.0	0.0
2195.0	2347.0	2544.4	2709.0	2799.5	2845.7	2855.5	167.5°	0.0	0.0	0.0	0.0	0.0
2320.2	2462.3	2644.6	2796.5	2885.8	2941.1	2946.0	170°	0.0	0.0	0.0	0.0	0.0
2396.8	2526.8	2704.8	2838.4	2927.7	2974.5	2991.5	172.5°	0.0	0.0	0.0	0.0	0.0
2628.8	2652.5	2774.0	2862.1	2924.7	2946.0	2958.7	175°	0.0	0.0	0.0	0.0	0.0
2737.5	2638.5	2624.6	2679.2	2684.7	2670.7	2653.1	177.5°	0.0	0.0	0.0	0.0	0.0
2586.3	2354.8	2269.1	2261.8	2239.3	2230.2	2174.4	180°	0.0	0.0	0.0	0.0	0.0
2246.1	1912.5	1761.2	1679.3	1729.1	1727.3	1670.2						
1892.5	1552.8	1356.6	1238.8	1224.2	1221.7	1171.9						
1537.1	1218.7	1046.8	989.7	921.1	900.4	908.9						
1108.2	870.0	833.5	877.3	882.7	867.0	856.0						
698.1	654.3	689.6	769.2	815.9	795.2	803.1						
582.1	515.2	517.6	601.5	633.1	637.9	621.5						
645.8	515.8	422.9	412.6	401.6	252.8	351.8						
582.1	399.2	235.1	193.8	119.1	68.6	71.1						
0.0	0.0	0.0	0.0	0.0	0.0	0.0						
0.0	0.0	0.0	0.0	0.0	0.0	0.0						
0.0	0.0	0.0	0.0	0.0	0.0	0.0						
0.0	0.0	0.0	0.0	0.0	0.0	0.0						
0.0	0.0	0.0	0.0	0.0	0.0	0.0						
0.0	0.0	0.0	0.0	0.0	0.0	0.0						
0.0	0.0	0.0	0.0	0.0	0.0	0.0						
0.0	0.0	0.0	0.0	0.0	0.0	0.0						
0.0	0.0	0.0	0.0	0.0	0.0	0.0						



REPORT NUMBER: P227310

CATALOG NUMBER: ISW-AF-600-LED-E1-SLR

CANDELA DISTRIBUTION (continued):

295°	300°	305°	310°	315°	320°		325°	330°	335°	340°	345°	350°
0.0	0.0	0.0	0.0	0.0	0.0	0°	1192.6	1192.6	1192.6	1192.6	1192.6	1192.6
0.0	0.0	0.0	0.0	0.0	0.0	2.5°	1328.1	1316.5	1303.8	1286.8	1289.8	1269.2
0.0	0.0	0.0	0.0	0.0	0.0	5°	1398.0	1377.9	1350.6	1315.9	1283.7	1242.4
0.0	0.0	0.0	0.0	0.0	0.0	7.5°	1390.7	1358.5	1312.9	1260.7	1218.1	1158.6
0.0	0.0	0.0	0.0	0.0	0.0	10°	1328.1	1286.2	1249.1	1195.0	1139.8	1087.5
0.0	0.0	0.0	0.0	0.0	0.0	12.5°	1240.6	1216.9	1184.7	1144.0	1090.6	1037.1
0.0	0.0	0.0	0.0	0.0	0.0	15°	1145.2	1147.0	1127.6	1116.7	1090.0	1047.4
0.0	0.0	0.0	0.0	0.0	0.0	17.5°	1066.8	1085.0	1095.4	1112.4	1115.4	1094.8
0.0	0.0	0.0	0.0	0.0	0.0	20°	1014.6	1040.1	1072.3	1119.1	1168.3	1189.6
0.0	0.0	0.0	0.0	0.0	0.0	22.5°	985.4	1017.0	1068.7	1153.7	1243.6	1297.7
0.0	0.0	0.0	0.0	0.0	0.0	25°	980.0	1021.9	1094.1	1198.1	1314.7	1390.7
0.0	0.0	0.0	0.0	0.0	0.0	27.5°	989.1	1043.7	1129.4	1247.9	1362.7	1472.6
0.0	0.0	0.0	0.0	0.0	0.0	30°	1018.2	1082.0	1175.6	1303.1	1422.2	1531.6
0.0	0.0	0.0	0.0	0.0	0.0	32.5°	1046.2	1125.1	1228.5	1353.0	1472.6	1581.4
0.0	0.0	0.0	0.0	0.0	0.0	35°	1091.2	1170.8	1276.4	1391.2	1507.3	1630.6
0.0	0.0	0.0	0.0	0.0	0.0	37.5°	1159.8	1229.7	1314.1	1421.1	1541.9	1669.6
0.0	0.0	0.0	0.0	0.0	0.0	40°	1257.6	1303.8	1358.5	1442.9	1559.0	1695.6
0.0	0.0	0.0	0.0	0.0	0.0	42.5°	1404.0	1413.7	1432.5	1476.3	1574.1	1726.0
0.0	0.0	0.0	0.0	0.0	0.0	45°	1592.9	1563.8	1547.4	1541.3	1608.2	1745.5
0.0	0.0	0.0	0.0	0.0	0.0	47.5°	1812.3	1755.2	1689.6	1658.0	1673.8	1776.5
0.0	0.0	0.0	0.0	0.0	0.0	50°	2097.9	2004.9	1876.1	1784.9	1777.1	1867.6
0.0	0.0	0.0	0.0	0.0	0.0	52.5°	2359.6	2238.2	2076.0	1968.5	1924.7	2037.7
0.0	0.0	0.0	0.0	0.0	0.0	55°	2607.0	2513.4	2329.9	2196.3	2181.0	2263.1
0.0	0.0	0.0	0.0	0.0	0.0	57.5°	2823.9	2743.0	2593.0	2418.6	2424.7	2504.3
0.0	0.0	0.0	0.0	0.0	0.0	59°	2936.3	2868.8	2729.6	2552.3	2565.7	2675.0
0.0	0.0	0.0	0.0	0.0	0.0	60°	2976.4	2919.8	2787.3	2637.9	2655.0	2768.5
0.0	0.0	0.0	0.0	0.0	0.0	62.5°	2973.3	2936.8	2840.8	2770.4	2857.2	2940.5
0.0	0.0	0.0	0.0	0.0	0.0	65°	2689.5	2634.3	2623.4	2746.7	2914.4	2994.6
0.0	0.0	0.0	0.0	0.0	0.0	67.5°	2139.1	2165.3	2269.1	2481.2	2762.5	2879.1
						70°	1588.7	1634.9	1773.4	2039.5	2425.9	2627.7
						72.5°	1168.3	1214.4	1342.0	1633.7	1995.8	2174.4
						75°	916.8	930.8	1022.4	1251.5	1572.9	1719.4
						77.5°	846.9	805.0	767.3	890.1	1060.8	1186.5
						80°	788.6	709.0	620.3	657.3	698.7	832.4
						82.5°	612.4	559.6	490.3	537.7	557.1	561.4
						85°	358.4	319.0	404.0	572.3	566.2	495.7
						87.5°	126.3	164.1	184.6	317.1	383.4	331.7
						90°	0.0	1.8	5.4	6.0	9.1	3.1
						92.5°	0.0	0.0	0.0	0.0	0.0	0.0
						95°	0.0	0.0	0.0	0.0	0.0	0.0
						97.5°	0.0	0.0	0.0	0.0	0.0	0.0
						100°	0.0	0.0	0.0	0.0	0.0	0.0
						102.5°	0.0	0.0	0.0	0.0	0.0	0.0
						105°	0.0	0.0	0.0	0.0	0.0	0.0
						107.5°	0.0	0.0	0.0	0.0	0.0	0.0



REPORT NUMBER: P227310
 CATALOG NUMBER: ISW-AF-600-LED-E1-SLR

CANDELA DISTRIBUTION (continued):

355°	359°	360°		325°	330°	335°	340°	345°	350°	355°
1192.6	1192.6	1192.6	110°	0.0	0.0	0.0	0.0	0.0	0.0	0.0
1252.7	1235.7	1234.5	112.5°	0.0	0.0	0.0	0.0	0.0	0.0	0.0
1209.6	1171.4	1159.2	115°	0.0	0.0	0.0	0.0	0.0	0.0	0.0
1106.9	1062.5	1053.4	117.5°	0.0	0.0	0.0	0.0	0.0	0.0	0.0
1020.7	971.5	962.9	120°	0.0	0.0	0.0	0.0	0.0	0.0	0.0
976.3	929.6	919.2	122.5°	0.0	0.0	0.0	0.0	0.0	0.0	0.0
993.3	941.7	936.2	125°	0.0	0.0	0.0	0.0	0.0	0.0	0.0
1057.1	1002.4	1004.8	127.5°	0.0	0.0	0.0	0.0	0.0	0.0	0.0
1166.5	1131.3	1122.7	130°	0.0	0.0	0.0	0.0	0.0	0.0	0.0
1309.9	1271.5	1260.7	132.5°	0.0	0.0	0.0	0.0	0.0	0.0	0.0
1431.9	1412.5	1405.2	135°	0.0	0.0	0.0	0.0	0.0	0.0	0.0
1520.1	1529.2	1521.8	137.5°	0.0	0.0	0.0	0.0	0.0	0.0	0.0
1590.6	1620.9	1617.3	140°	0.0	0.0	0.0	0.0	0.0	0.0	0.0
1662.8	1721.7	1724.2	142.5°	0.0	0.0	0.0	0.0	0.0	0.0	0.0
1716.3	1820.1	1841.4	145°	0.0	0.0	0.0	0.0	0.0	0.0	0.0
1784.9	1924.1	1946.0	147.5°	0.0	0.0	0.0	0.0	0.0	0.0	0.0
1837.2	2000.6	2027.4	150°	0.0	0.0	0.0	0.0	0.0	0.0	0.0
1888.3	2063.8	2093.0	152.5°	0.0	0.0	0.0	0.0	0.0	0.0	0.0
1930.1	2126.4	2156.2	155°	0.0	0.0	0.0	0.0	0.0	0.0	0.0
1977.6	2187.2	2216.3	157.5°	0.0	0.0	0.0	0.0	0.0	0.0	0.0
2062.6	2282.5	2317.2	160°	0.0	0.0	0.0	0.0	0.0	0.0	0.0
2245.5	2459.3	2508.5	162.5°	0.0	0.0	0.0	0.0	0.0	0.0	0.0
2509.7	2703.6	2742.4	165°	0.0	0.0	0.0	0.0	0.0	0.0	0.0
2747.9	2869.4	2879.7	167.5°	0.0	0.0	0.0	0.0	0.0	0.0	0.0
2845.7	2915.0	2911.9	170°	0.0	0.0	0.0	0.0	0.0	0.0	0.0
2917.4	2925.9	2908.9	172.5°	0.0	0.0	0.0	0.0	0.0	0.0	0.0
2956.3	2875.5	2846.4	175°	0.0	0.0	0.0	0.0	0.0	0.0	0.0
2854.9	2742.4	2704.2	177.5°	0.0	0.0	0.0	0.0	0.0	0.0	0.0
2562.0	2502.4	2458.7	180°	0.0	0.0	0.0	0.0	0.0	0.0	0.0
2179.2	2028.6	2000.0								
1651.9	1453.2	1410.8								
1154.3	916.2	858.5								
758.8	588.1	566.2								
492.1	390.7	383.9								
343.3	256.4	236.3								
210.8	85.6	82.0								
65.6	39.5	35.2								
1.8	2.5	2.5								
0.0	0.0	0.0								
0.0	0.0	0.0								
0.0	0.0	0.0								
0.0	0.0	0.0								
0.0	0.0	0.0								
0.0	0.0	0.0								
0.0	0.0	0.0								
0.0	0.0	0.0								
0.0	0.0	0.0								

